
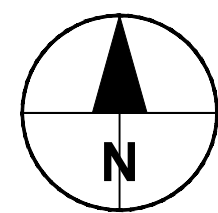
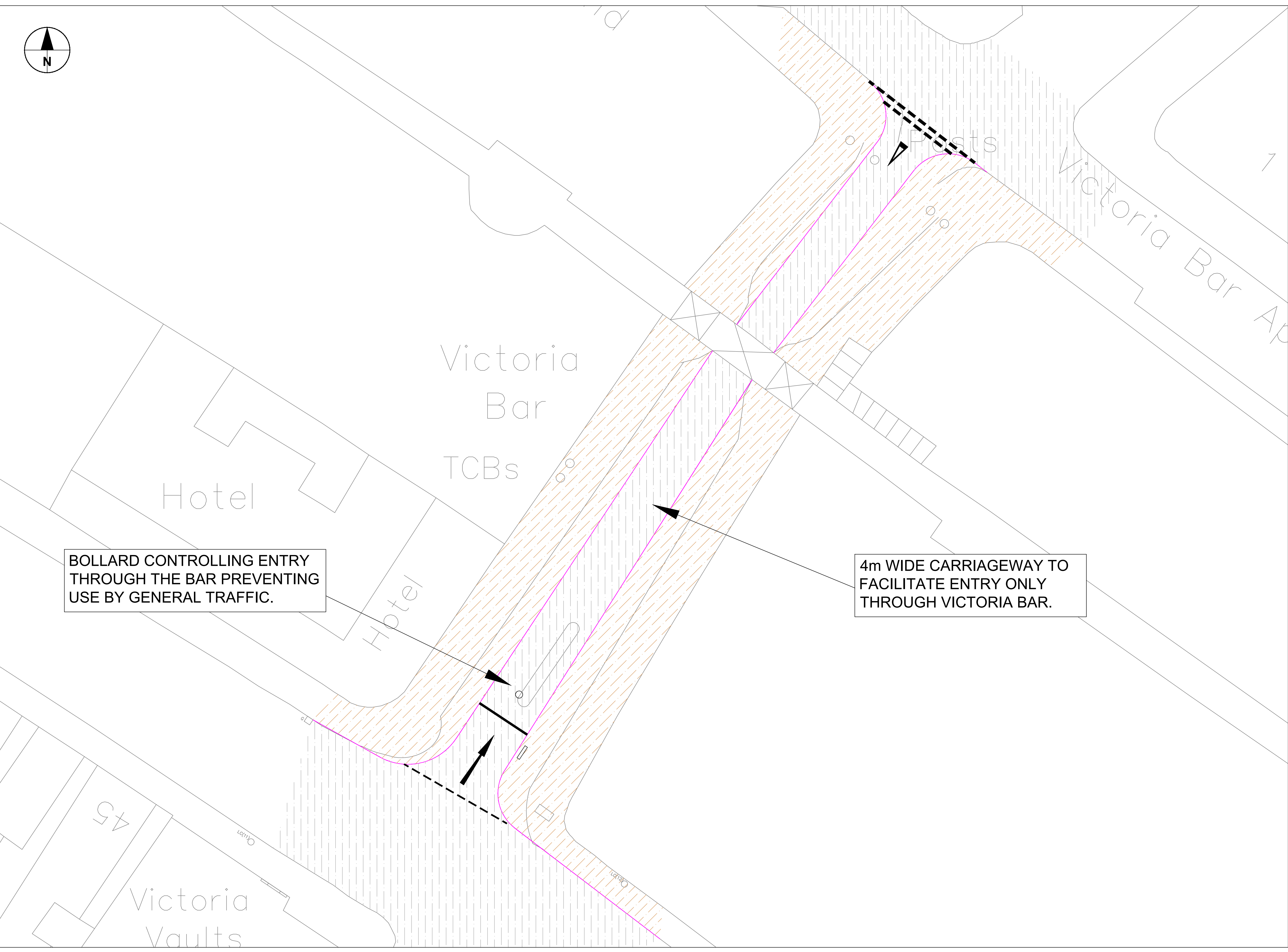


ISO A3 297mm x 420mm
CHECKED:
DESIGN: OG
Last saved by: GIBBSQ(2019-07-17) Last Plotted: 2019-08-28
Filename: Z:\UK\UKYRK\1\JOBS\PR-235617_CVC_DESIGN_SUPPPORT\900_CAD_GIS\910_CAD\03_VIC BAR\INITIAL DESIGN\ENTRY CONTROLLED.DWG



Transport Systems Team
West Office, Station Rise, York, YO1 6GA
Tel: 01904 552827
www.york.gov.uk

NOTES
1. DO NOT SCALE FROM THIS DRAWING.



BOLLARD CONTROLLING ENTRY THROUGH THE BAR PREVENTING USE BY GENERAL TRAFFIC.

4m WIDE CARRIAGEWAY TO FACILITATE ENTRY ONLY THROUGH VICTORIA BAR.

KEY

	KERBLINE
	FOOTWAY
	CARRIAGEWAY
	BOLLARD

BASED UPON THE ORDNANCE SURVEY MAPPING WITH THE PERMISSION OF THE CONTROLLER OF HER MAJESTY'S STATIONERY OFFICE. CROWN COPYRIGHT. UNAUTHORISED REPRODUCTION INFRINGES CROWN COPYRIGHT AND MAY LEAD TO PROSECUTION OR CIVIL PROCEEDINGS.
CITY OF YORK COUNCIL, LICENCE NO. 1000 20818, 2006

ISSUE/REVISION

I/R	DATE	DESCRIPTION
P01	28.08.2019	FIRST ISSUE

SHEET TITLE
VICTORIA BAR ACCESS
OPTION 7 - CONTROLLED ENTRY

DRAWING NUMBER
TST-VICBAR-P-007